



Standard Gain Horn Antenna


18 to 26.5 GHz

WG20 R220 WR42

Catalogue number: **QSH-SL-18-26-S-20-R**

Q-par reference: **QMS-00226**

Contents: **Summary**
Typical Gain / Antenna Factor
Typical Beamwidth / Patterns
VSWR

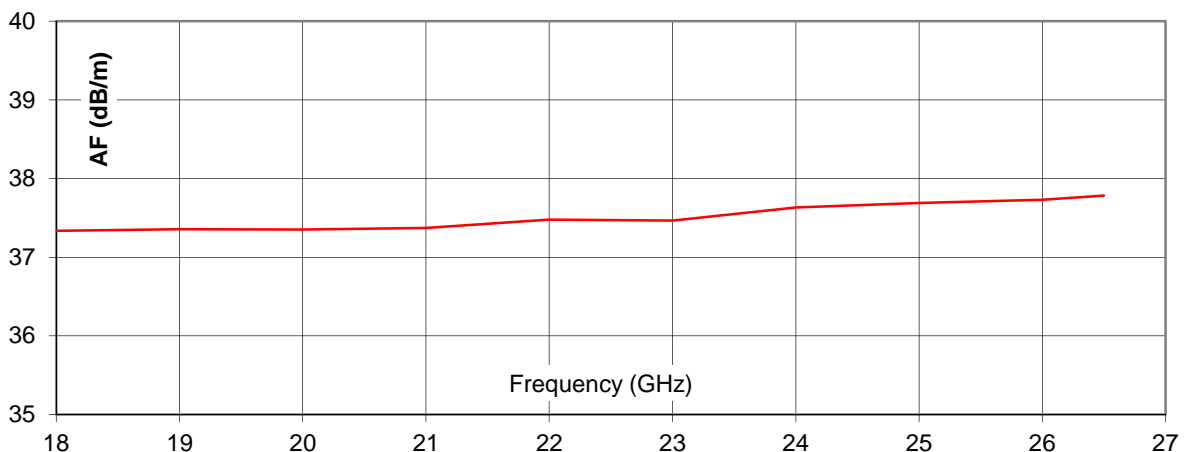
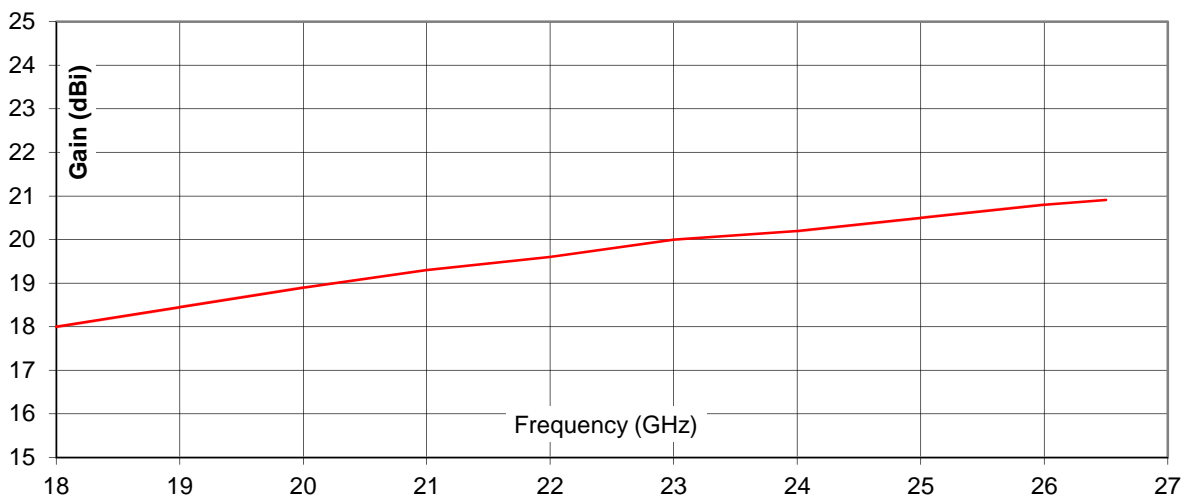


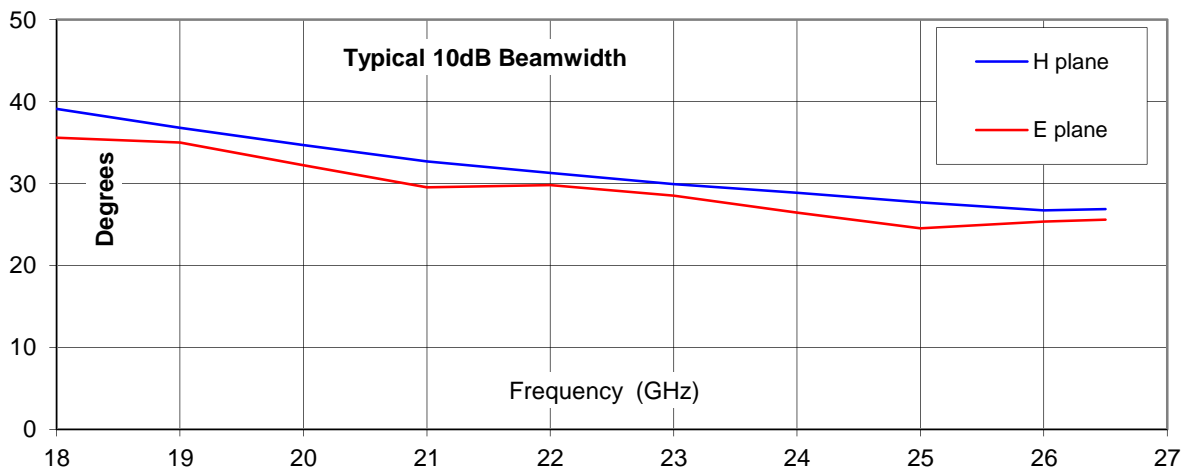
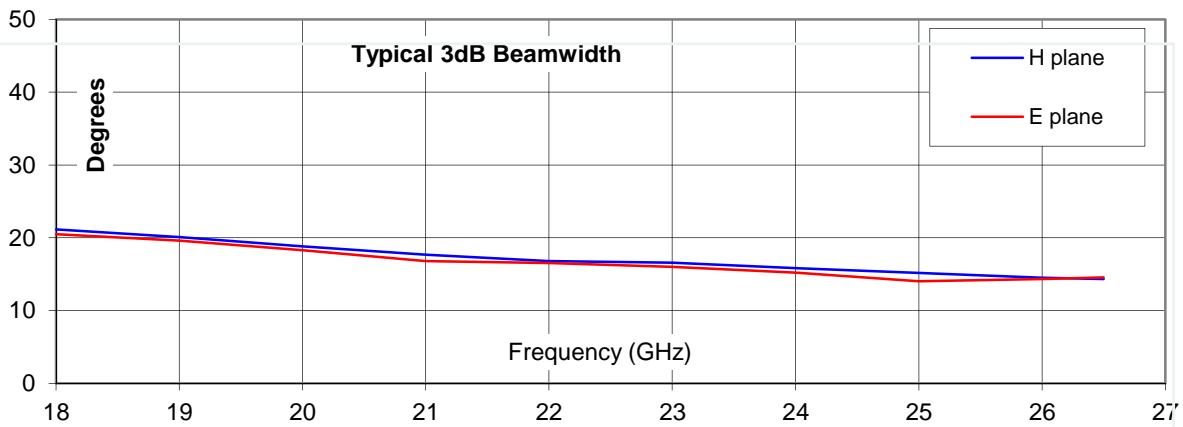
Typical Specification

Frequency	18 to 26.5 GHz
Connector type	SMA type jack (27 GHz version)
Power Handling	20 Watt c.w.
VSWR	Typically < 1.4:1
Gain	18 to 20.9 dBi
Antenna Factor	37.3 to 37.7 dB/m
3dB Beamwidth	14 to 21 degrees
10dB Beamwidth	25 to 39 degrees
Weight	280 g nominal
Size- max.	55 mm x 42 mm external aperture x 125 mm long
Mounting	Mounting Plate 50 mm x 50 mm with 4 holes, diameter 4.1 mm, 38 mm centres
Construction	Electroformed copper, painted, with anodised aluminium mounting plate

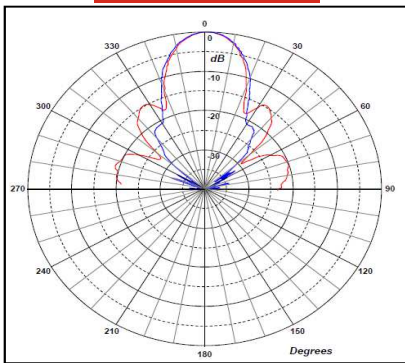
Typical Antenna Gain / Factor

This is calculated by reference to standard gain horn antennas, and cross checked with reference to the antenna beamwidth, with an estimated error of +/- 0.8dB.

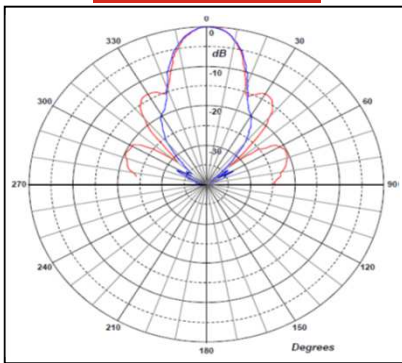




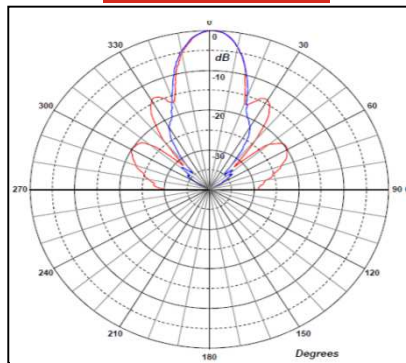
18 GHz



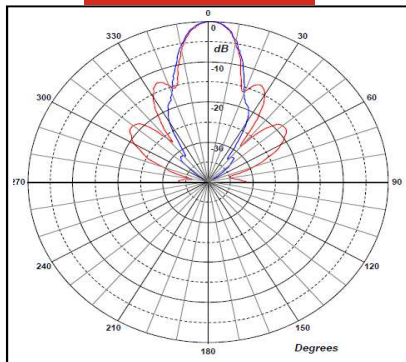
20 GHz



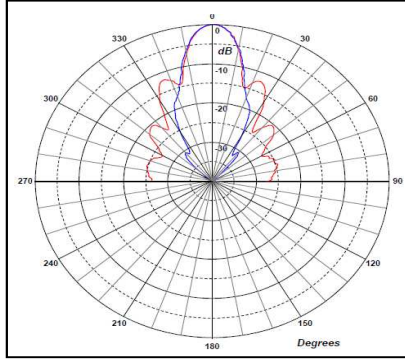
22 GHz



24 GHz



26.5 GHz



Red trace = E-plane, Blue trace = H-plane cut

